




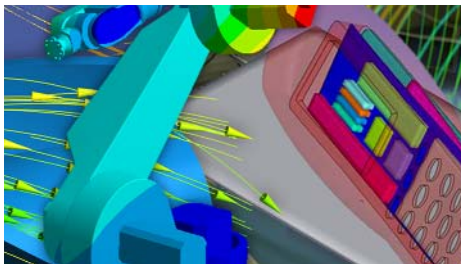
Capabilities Chart

A comprehensive checklist of ANSYS capabilities

11.0 RELEASE




ANSYS® ANSYS® ICEM CFD™ ANSYS® CFX®	Complete Simulation Solutions											Pre/Post Solutions		
	Multiphysics™	Mechanical™	Structural™	Professional™	Professional NLS	DesignSpace®	DesignSpace Structural	Emag™	CFX®	ED™	LS-DYNA®	Advanced Meshing	CFX PrepPost™	ANSYS PrepPost™
Capability														
Structural Analysis														
Analysis Types														
Static	•	•	•	•	•	•	•			•				
Modal	•	•	•	•	•	•	•			•				
Buckling - linear	•	•	•	•	•	•	•			•				
Buckling - nonlinear	•	•	•		•		•			•	•			
Transient	•	•	•	[C-1]	[C-1]					•				
Spectrum	•	•	•	•	•					•				
Harmonic	•	•	•	[C-1]	[C-1]					•				
Random vibration	•	•	•							•				
Substructuring	•	•	•							•				
Shape optimization	•	•	•	•	•	•	•			•				
Geometric Nonlinearity														
Large strain	•	•	•		•					•	•			
Large deflection	•	•	•	[C-2]	•					•	•			
Stress stiffening	•	•	•	•	•					•				
Spin softening	•	•	•	•	•					•				
Material Modeling														
Linear material models	•	•	•	•	•	•	•			•	•			
Nonlinear material models	•	•	•		[C-3]		•			•	•			
Contact Modeling														
Surface-to-surface	•	•	•	•	•	•	•			•	•			
Node-to-surface	•	•	•	•	•	•	•			•	•			
Node-to-node	•	•	•	•	•					•				
Beam-to-beam	•	•	•	•	•					•				
Beam-to-surface	•	•	•	•	•					•				
Pretension (bolts, etc.)	•	•	•	•	•	•	•			•				
Interface (gaskets)	•	•	•	•						•				
Spot welds	•	•	•	•	•					•				



Complete Simulation Solutions

Pre/Post Solutions

	Multiphysics™	Mechanical™	Structural™	Professional™	Professional NLS	DesignSpace®	DesignSpace® Structural	Emag™	CFX®	ED™	LS-DYNA™	Advanced Meshing	CFX® PrepPost™	ANSYS® PrepPost™
Advanced Analysis														
Rotordynamics	•	•	•							•				
Component mode synthesis	•	•	•							•				
Cyclic symmetry analysis	•	•	•	•	•					•				
Rezoning	•	•	•							•				
Submodeling	•	•	•	•	•					•				
Element birth and death	•	•	•	•	•					•				
Thermal Analysis														
Analysis Types														
Steady-state	•	•		•	•	•			•	•				
Transient	•	•		•					•	•				
Thermal Modeling														
Conduction	•	•		•	•	•			•	•				
Convection	•	•		•	•	•			•	•				
Radiation	•	•		•					•	•				
Phase change	•	•		•					•	•				
Fluid Dynamics														
Steady-state/transient flow	•								•	•				
Incompressible/compressible flow	•								•	•				
Laminar/turbulent flow	•								•	•				
Forced and natural convection	•								•	•				
Conjugate and radiation heat transfer	•								•	•				
Multiple species transport	•								•	•				
Newton and non-Newtonian viscosities	•								•	•				
Rotating frames of reference	•								•	•				
Distributed resistances and sources	•								•	•				
Free surfaces by VOF method	2-D								3-D	2-D				
Deformable meshes (ALE formulation)	•								•	•				
Porous media model	•								•	•				
Solution-based mesh adaption									•					
Generalized grid interfaces									•					
Equilibrium real gas thermodynamics									•					
Multiple frames of reference									[C-4]					
Lagrangian particle tracking									[C-4]					
Multiphase flows									[C-4]					
Reacting and combusting species									[C-4]					
Predictive laminar to turbulent transition model									[C-4]					
Monte Carlo radiation model									[C-4]					
Scalable parallel performance									[C-4]					
Electromagnetics – Low-Frequency														
Electrostatics	•							•		•				
Magnetostatics	•							•		•				
Low-frequency electromagnetics	•							•		•				
Current conduction	•							•		•				
Circuit analysis and coupling	•							•		•				
Ion optics—charged particles	•							•		•				
Low-frequency electric	•							•		•				
Low-frequency magnetic	•							•		•				
Steady-state	•							•		•				
Harmonic	•							•		•				
Transient	•							•		•				



Complete Simulation Solutions

Pre/Post Solutions

	Multiphysics™	Mechanical™	Structural™	Professional™	Professional NLS	DesignSpace®	DesignSpace® Structural	Emag™	CFX®	ED™	LS-DYNA™	Advanced Meshing	CFX® PrePost™	ANSYS® PrePost™	
Electromagnetics – High-Frequency															
Modal	•									•					
Harmonic	•									•					
Scattering	•									•					
Perfect electric & magnetic conductors	•									•					
Impedance boundaries	•									•					
Perfectly matched absorber boundaries	•									•					
Near and far field extension	•									•					
Periodic structures	•									•					
Frequency selective surface (FSS)	•									•					
Antenna radiation patterns	•									•					
Radar cross section (RCS)	•									•					
Specific absorption rate (SAR)	•									•					
Coupled Physics															
Acoustics	•	•								•					
Acoustics-structural	•	•								•					
Electric-magnetic	•							•		•					
Fluid-structural	•	[C-5]							[C-5]	•					
Fluid-thermal	•								•	•					
Electromagnetic-fluid	•									•					
Magnetic-structural	•									•					
Electromagnetic-thermal	•									•					
Piezoelectric	•	•								•					
Piezoresistive	•									•					
Thermal-electric	•	•		•						•					
Thermal-structural	•	•		•	•	•	•			•					
Thermal-electric-structural	•									•					
Electromagnetic-thermal-structural	•									•					
Electrostatic-structural	•									•					
Reduced order modeling (ROM)	•									•					
Multi-field general purpose solver	•	[C-5]							[C-5]	•					
Solvers															
Iterative	[C-6]	[C-6]	[C-6]	[C-6]	[C-6]	•	•	[C-6]		•					
Sparse direct	[C-6]	[C-6]	[C-6]	[C-6]	[C-6]	•	•	[C-6]		•					
Frontal (wavefront)	[C-6]	[C-6]	[C-6]	[C-6]	[C-6]			[C-6]		•					
Algebraic multi-grid (AMG)	[C-6]	[C-6]	[C-6]	[C-6]	[C-6]				•						
Distributed memory PCG	[C-6]	[C-6]	[C-6]	[C-6]	[C-6]										
Distributed memory JCG	[C-6]	[C-6]	[C-6]	[C-6]	[C-6]										
Distributed sparse (Dsparse)	[C-6]	[C-6]	[C-6]	[C-6]	[C-6]			[C-6]							
Explicit										•	•				
Pre-processing															
Solid modeling	•	•	•	•	[C-7]	[C-7]	[C-7]	•		•	•	[C-7]	[C-7]	•	
IGES geometry transfer	•	•	•	•	•	•	•	•		•	•	•	•	•	
Defeaturing	•	•	•	•	[C-7]	[C-7]	[C-7]	•		•	•	•	[C-7]	•	
Geometry repair	•	•	•	•	[C-7]	[C-7]	[C-7]	•		•	•	•	•	•	
Faceted data handling												•			
Shrinkwrapping												•			
Midsurfacing	•	•	•	•	[C-7]	[C-7]	[C-7]			•		•	[C-7]	•	
Variable thickness mid-surfacing												•			
Beam modeling	•	•	•	•	•					•		•		•	
Automatic surface meshing	•	•	•	•	•	•	•	•	•	•	•	•	•	•	
Automatic tetrahedral meshing	•	•	•	•	•	•	•	•	•	•	•	•	•	•	
Automatic prism inflation layers	•	•	•	•	•				•	•	•	•	•	•	
Automatic hexa-core meshing												•	•	•	
Automatic swept hex-meshing	•	•	•	•	•	•	•	•	•	•	•	•	•	•	
Thin-sweep meshing	•	•	•	•	•	•	•	•	•	•	•	•	•	•	
Automatic hexa-dominant meshing	•	•	•	[C-8]	[C-8]	[C-8]	[C-8]		•	•	[C-8]	•	•	[C-8]	

	Complete Simulation Solutions											Pre/Post Solutions		
	Multiphysics™	Mechanical™	Structural™	Professional™	Professional NLS	DesignSpace®	DesignSpace® Structural	Emag™	CFX®	ED™	LS-DYNA™	Advanced Meshing	CFX® PrepPost™	ANSYS® PrepPost™
Body-fitted Cartesian meshing												•		
Structured surface meshing (blocking)												•		
Structured hex meshing (blocking)												•		
Solid model loads and boundary	•	•	•	•	•	•	•	•	•	•	•	•	•	•
Tabular loads and boundary	•	•	•	•	•			•	•	•	•	•	•	•
Function loads and boundary	•	•	•	•	•			•	•	•	•	•	•	•
CFD boundary conditions									•			[C-9]	•	
CFX command expression language									•				•	
CFD turbomachinery pre-processing									[C-10]			•	[C-10]	
Parameterization of an existing mesh	[C-11]	[C-11]	[C-11]	[C-11]	[C-11]			[C-11]	[C-11]	[C-11]	[C-11]	[C-11]	[C-11]	•
Mesh morphing	•	[C-11]	[C-11]	[C-11]	[C-11]			[C-11]	[C-11]	[C-11]	[C-11]	•	[C-11]	[C-11]
Mesh editing	•	•	•	•	•			•		•	•	•		•
Mesh repair (remeshing, etc)	•							•				•		
Post-Processing														
Contour displays	•	•	•	•	•	•	•	•	•	•	•	•		
Vector displays	•	•	•	•	•	•	•	•	•	•	•	•		
Isosurface displays	•	•	•	•	•	•	•	•	•	•	•	•		
Slicing planes	•	•	•	•	•	•	•	•	•	•	•	•		
Quantitative calculations	•	•	•	•	•			•	•	•	•	•		
Particle tracing	•					•		•		•	•	•		
Animations	•	•	•	•	•	•	•	•	•	•	•	•		
Annotated graphs	•	•	•	•	•	•	•	•	•	•	•	•		
Results listings	•	•	•	•	•	•	•	•	•	•	•	•		
Output (VMRL, Postscript, TIFF, etc.)	•	•	•	•	•	•	•	•	•	•	•	•		
CFD turbomachinery post-processing									•				•	
General														
Report generator	•	•	•	•	•	•	•	•	•	•	•			•
Probabilistic design system	•	•	•	•				•		•	•			
Robust design	[C-12]	[C-12]	[C-12]	[C-12]	[C-12]	[C-12]	[C-12]	[C-12]	[C-12]	•	[C-12]			
Design optimization	[C-12]	[C-12]	[C-12]	[C-12]	[C-12]	[C-12]	[C-12]	[C-12]		•	[C-12]			•
ANSYS Parametric Design Language	•	•	•	•	•			•	[C-12]	•	•			•
CFX command language									•				•	
Parameter manager	•	•	•	•	•	•	•	•	•	•		•		•
CAD parameter access	[C-13]	[C-13]	[C-13]	[C-13]	[C-13]	[C-13]	[C-13]	[C-13]	[C-13]	[C-13]		•		

[C-1] Limited to mode-superposition method only
[C-2] Not available for 2-D plane and 3-D solid elements
[C-3] Limited hyperelasticity and plasticity nonlinear material support
[C-4] Available through an add-on module
[C-5] ANSYS Mechanical and ANSYS CFX can be used together for two-way FSI analysis

[C-6] More than 2 processors are available through the ANSYS Mechanical HPC add-on module
[C-7] Available with ANSYS DesignModeler product
[C-8] Available through the Advanced Structural Meshing add-on module
[C-9] Available with CFD Utilities add-on for AI*Environment

[C-10] In addition, ANSYS BladeModeler and ANSYS TurboGrid complete our specialized turbomachinery solution
[C-11] Available with the ANSYS Mesh Morpher product
[C-12] Available through the ANSYS DesignXplorer add-on module
[C-13] Available as geometry Interface for various CAD systems



GSA Contract Holder

ANSYS, Inc.
Southpointe
275 Technology Drive
Canonsburg, PA 15317
U.S.A.
724.746.3304
ansysinfo@ansys.com

Toll Free U.S.A./Canada:
1.866.267.9724
Toll Free Mexico:
001.866.267.9724
Europe:
44.870.010.4456
eu.sales@ansys.com

ANSYS, ANSYS Workbench, AUTODYN, CFX, FLUENT and any and all ANSYS, Inc. brand, product, service and feature names, logos and slogans are registered trademarks or trademarks of ANSYS, Inc. or its subsidiaries in the United States or other countries. ICFM CFD is a trademark used under license. All other brand, product, service and feature names or trademarks are the property of their respective owners.
Image Credits: Some images courtesy Aavid Thermalloy, ICT Prague and Silesian University of Technology—Institute of Thermal Technology.
©2007 ANSYS, Inc. All Rights Reserved. Printed in U.S.A. MKT0000207 12-06